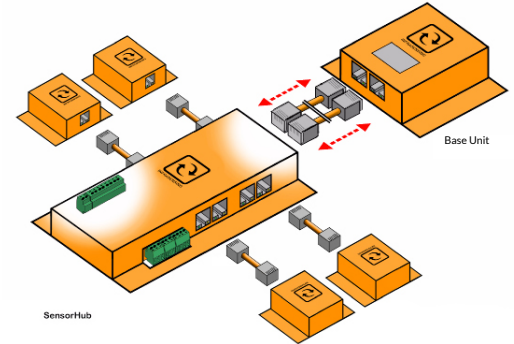
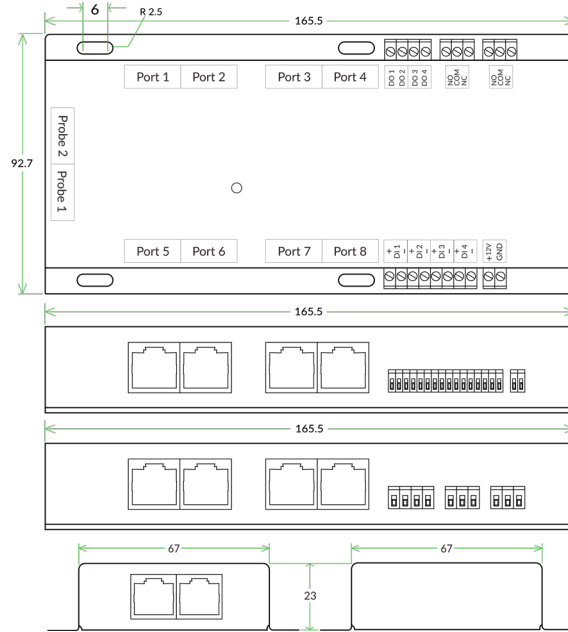





Sensorhub (EXP-8HUB)



Expands the base unit from 2 to 8 ports & adds control capabilities.

Certifications:

cULus 62368-1 Listed, CE and EMC certified

Sensor Metrics:

Expansion ports for external sensor probes	8
Dry contact input	4
Digital output	4 (digital sink 100mA)
Relay contact rating	250VAC/24VDC , 8A

Technical Specifications:

Powered by and communicates with	Base Unit (BASE-XX) (required) Max 1 expansion hub per Base Unit
Connectivity	RJ45 cable transmitting data & power from Base Unit to Sensor
Cable specification	RJ45 CAT 6/7 recommended Up to 100m (330ft) subject to cable quality & interference
Sensor power usage	235 mW

Environmental Specifications:

Operating temperature range	0°C to +75°C (32°F to +167°F)
Humidity (operating and storage)	< 90% rH (non-condensating)

Physical Specifications:

Sensor enclosure	Steel enclosure, industrial grade
Mounting option	0U rack, DIN rail, magnetic, or wall mountable sensor
Dimensions	165.49mm (6.52") x 67.03mm (2.64") x 23.47mm (0.92")
Weight	340g (0.75lb)

The visual appearance and dimensions presented on this datasheet are for illustrative purposes only and are subject to change without prior notice. Actual product appearance and dimensions may vary due to continuous product improvement and manufacturing