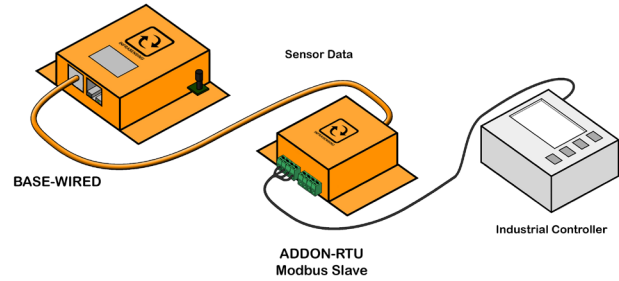
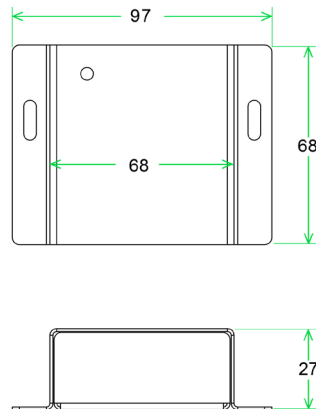





Modbus RTU (Slave) Add-On (ADDON-RTU)

[Sensor Page](#)[Store Page](#)

General Description

Designed to integrate with RS-485 industrial control systems

Key Features

- Connected like a sensor to the base unit
- Surge protection on the RS-485 data line
- 3000 VDC Isolation protection
- Operates as a Modbus RTU Slave
- One RS485 bus
- 1 Device IN and 1 Device OUT terminal block.
- Made in Europe

Environmental and Physical Specification

Operating temperature range:	-40°C to +85°C (-40°F to +185F)
Operating humidity range:	< 90% rH (non-condensating)
Dimensions:	97 mm (3.7") x 68 mm (2.7") x 27 mm (1.0")